

2022 LABOR INSPECTION REPORT

Philippines: From 01 January 2022 to 31 July 2022

National Report



55,969
Establishment Inspected



95.44%
Minimum Wage



79.41%
GLS Initial Compliance Rate

86.61%
GLS After Correction Compliance Rate

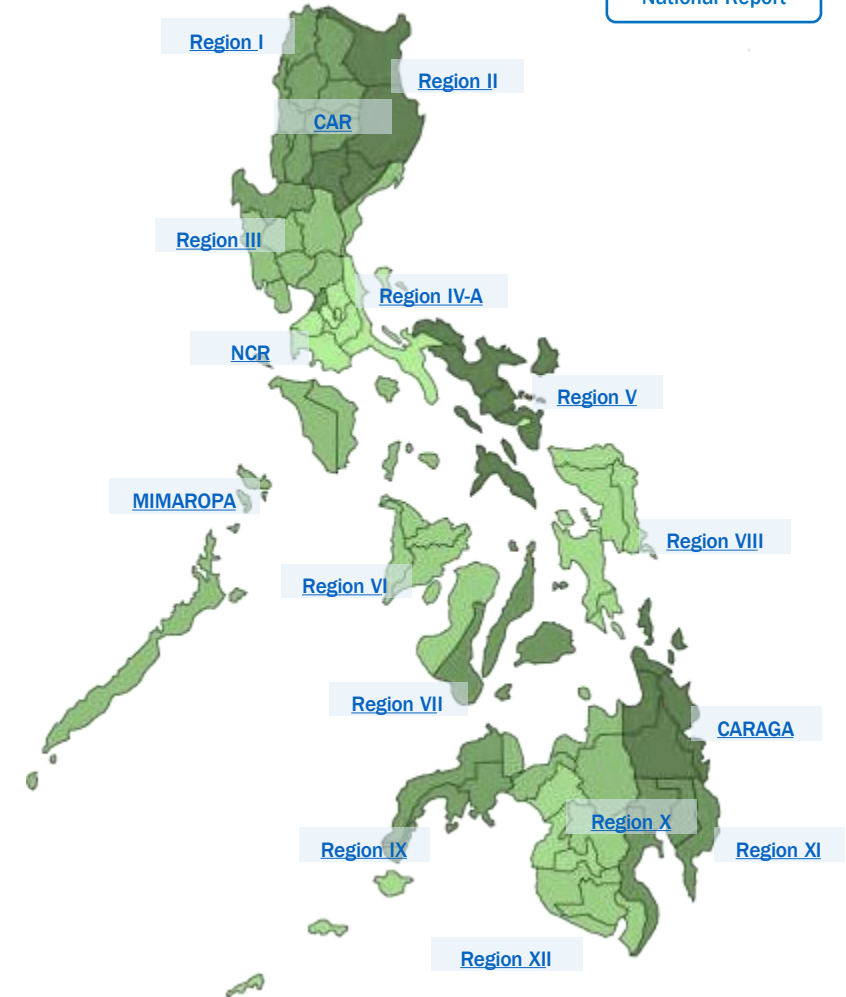


54.52%
OSH Initial Compliance Rate

67.50%
OSH After Correction Compliance Rate

SOCIAL WELFARE BENEFITS COMPLIANCE RATES

Benefits	Coverage	Remittance
SSS	93.84%	94.52%
PHILHEALTH	93.55%	94.40%
HDMF	93.05%	94.16%



2022 LABOR INSPECTION REPORT

National Capital Region: From 01 January 2022 to 31 July 2022



19,703
Establishment
Inspected



96.94%
Minimum Wage



80.02%
GLS Initial
Compliance Rate

84.25%
GLS After
Correction
Compliance Rate



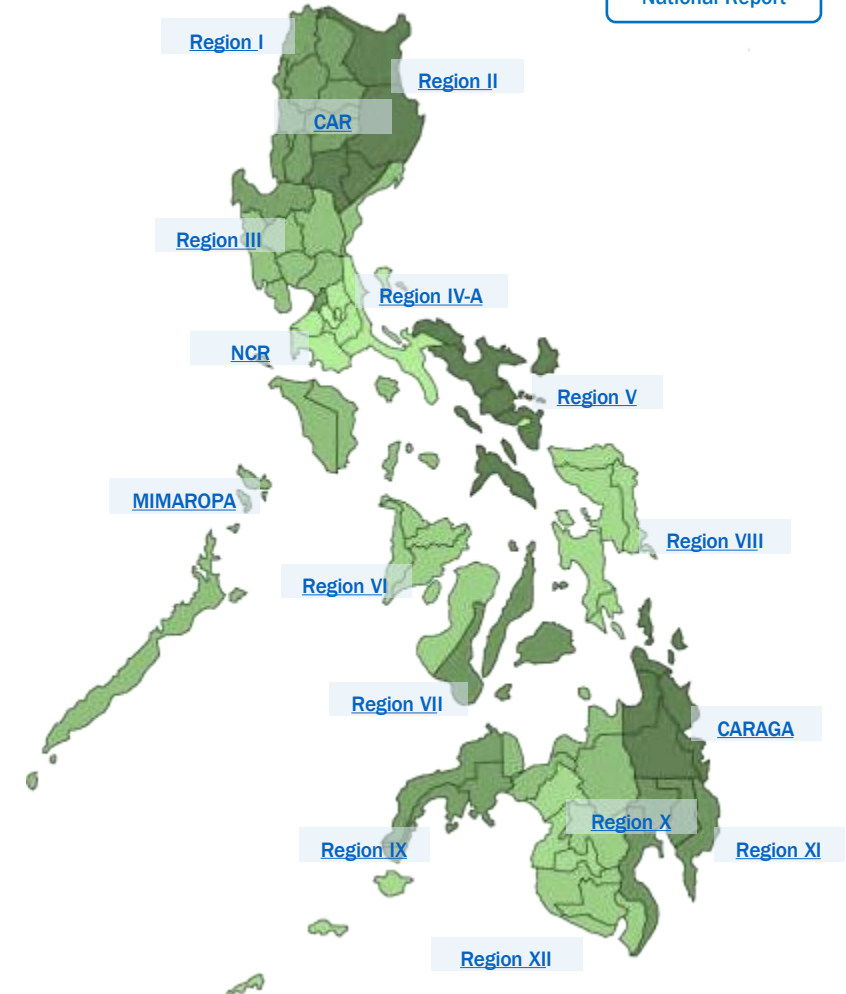
37.99%
OSH Initial
Compliance Rate

52.35%
OSH After
Correction
Compliance Rate

SOCIAL WELFARE BENEFITS COMPLIANCE RATES

Benefits	Coverage	Remittance
SSS	93.32%	93.40%
PHILHEALTH	93.07%	93.38%
HDMF	92.82%	93.31%

National Report



2022 LABOR INSPECTION REPORT

Cordillera Administrative Region: From 01 January 2022 to 31 July 2022



1,282
Establishment
Inspected



96.49%
Minimum Wage



79.33%
GLS Initial
Compliance Rate

92.43%
GLS After
Correction
Compliance Rate



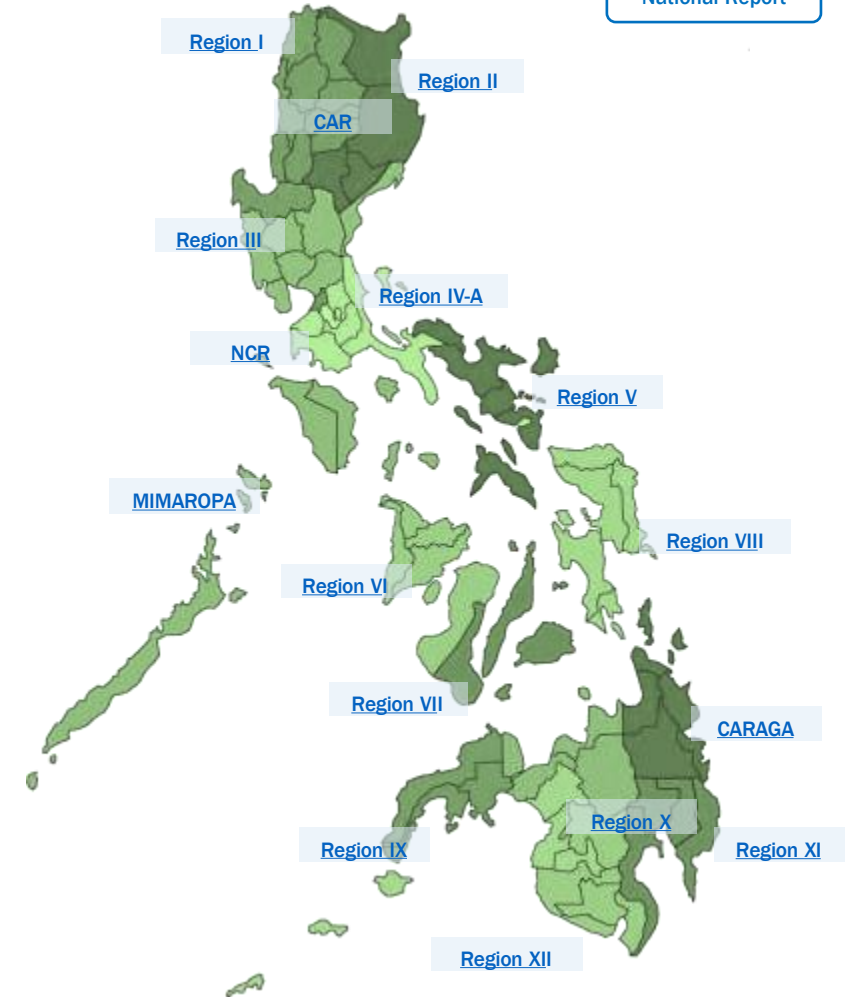
61.47%
OSH Initial
Compliance Rate

82.84%
OSH After
Correction
Compliance Rate

SOCIAL WELFARE BENEFITS COMPLIANCE RATES

Benefits	Coverage	Remittance
SSS	91.81%	93.76%
PHILHEALTH	91.50%	94.15%
HDMF	90.80%	93.84%

National Report



2022 LABOR INSPECTION REPORT

Region I : From 01 January 2022 to 31 July 2022



1,745
Establishment
Inspected



95.19%
Minimum Wage



84.13%
GLS Initial
Compliance Rate

85.39%
GLS After
Correction
Compliance Rate



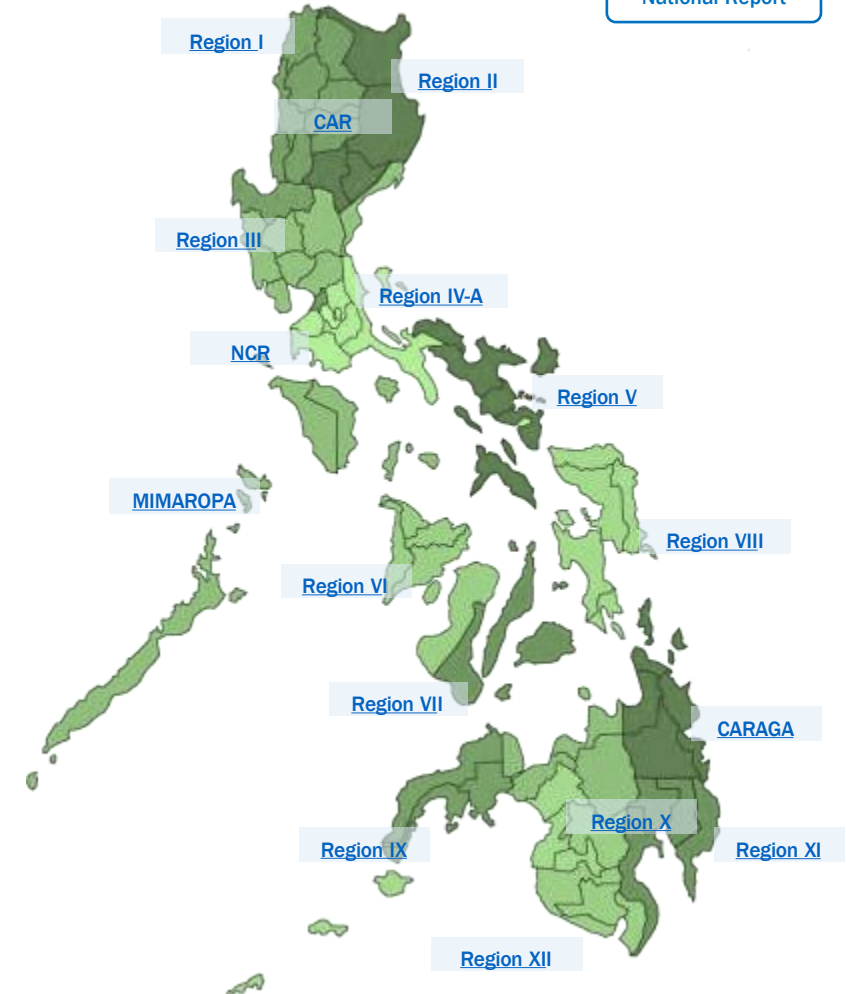
43.44%
OSH Initial
Compliance Rate

43.44%
OSH After
Correction
Compliance Rate

SOCIAL WELFARE BENEFITS COMPLIANCE RATES

Benefits	Coverage	Remittance
SSS	95.82%	97.31%
PHILHEALTH	95.87%	97.31%
HDMF	94.27%	96.85%

National Report



2022 LABOR INSPECTION REPORT

Region II : From 01 January 2022 to 31 July 2022



2,202
Establishment
Inspected



89.01%
Minimum Wage



38.19%
GLS Initial
Compliance Rate

69.39%
GLS After
Correction
Compliance Rate



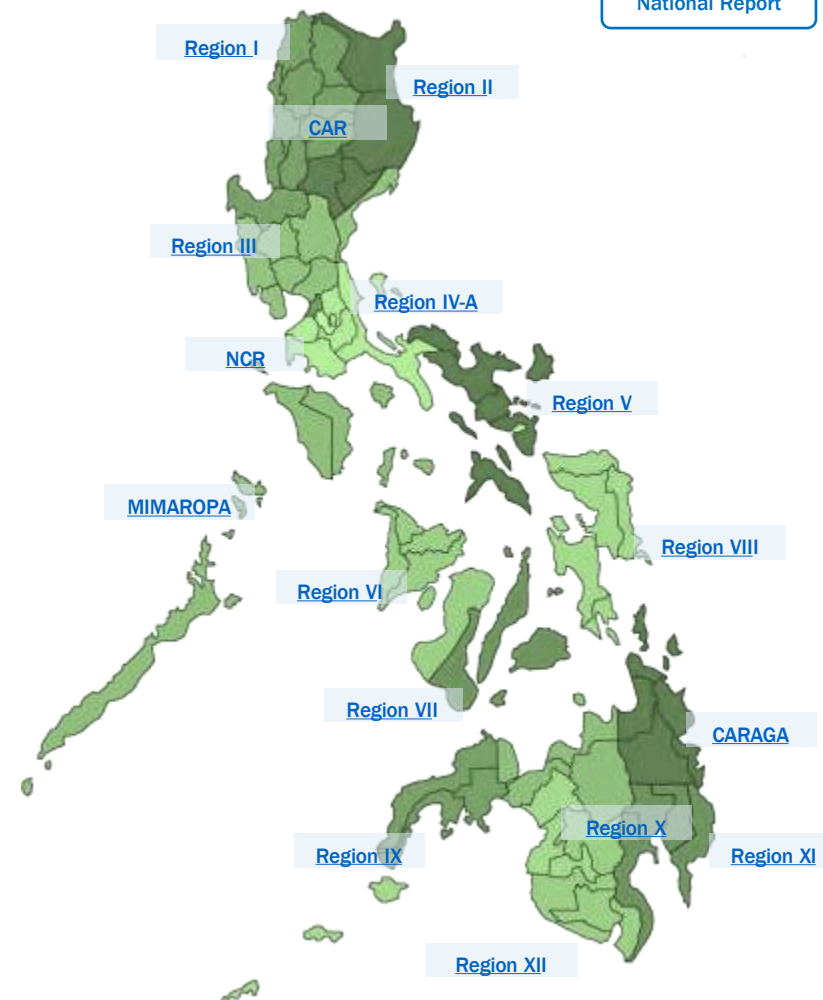
29.56%
OSH Initial
Compliance Rate

50.09%
OSH After
Correction
Compliance Rate

SOCIAL WELFARE BENEFITS COMPLIANCE RATES

Benefits	Coverage	Remittance
SSS	86.29%	93.19%
PHILHEALTH	85.79%	93.14%
HDMF	84.11%	92.37%

National Report



2022 LABOR INSPECTION REPORT

Region III : From 01 January 2022 to 31 July 2022



4,733
Establishment
Inspected



97.68%
Minimum Wage



86.65%
GLS Initial
Compliance Rate

93.05%
GLS After
Correction
Compliance Rate



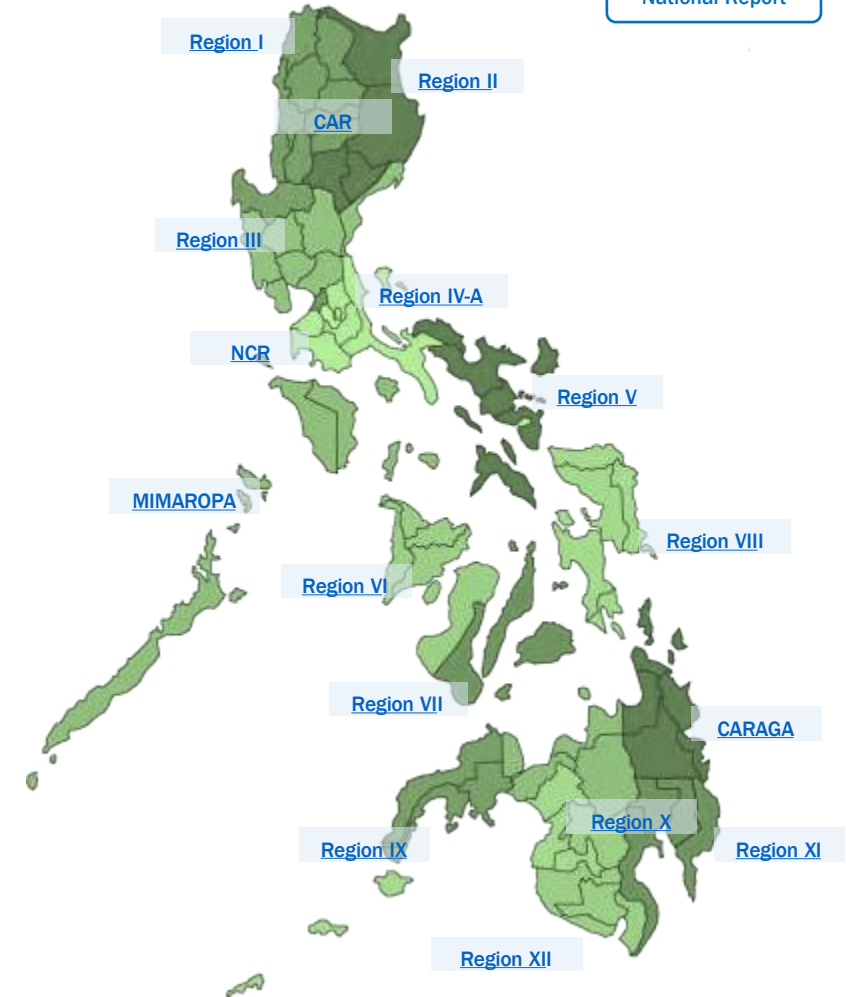
75.45%
OSH Initial
Compliance Rate

83.20%
OSH After
Correction
Compliance Rate

SOCIAL WELFARE BENEFITS COMPLIANCE RATES

Benefits	Coverage	Remittance
SSS	94.70%	95.75%
PHILHEALTH	93.81%	94.99%
HDMF	93.20%	94.63%

National Report



2022 LABOR INSPECTION REPORT

Region IV-A : From 01 January 2022 to 31 July 2022



5,102
Establishment
Inspected



97.51%
Minimum Wage



77.44%
GLS Initial
Compliance Rate

85.63%
GLS After
Correction
Compliance Rate



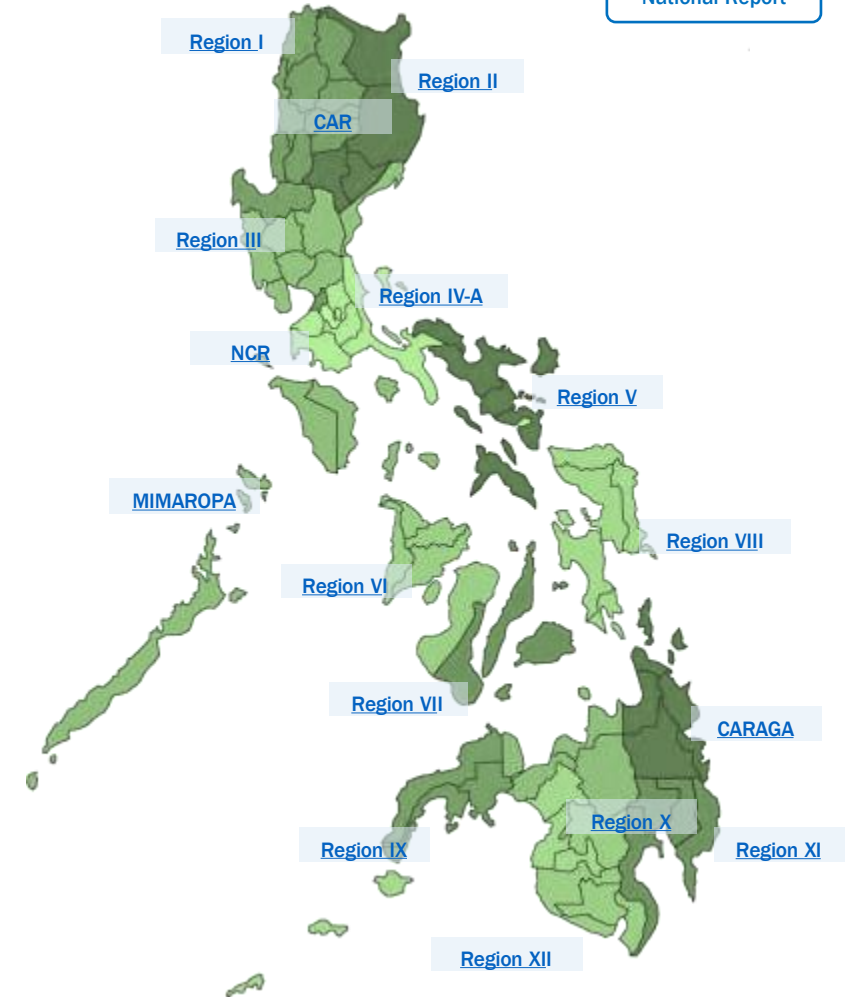
66.60%
OSH Initial
Compliance Rate

73.74%
OSH After
Correction
Compliance Rate

SOCIAL WELFARE BENEFITS COMPLIANCE RATES

Benefits	Coverage	Remittance
SSS	96.10%	93.90%
PHILHEALTH	96.02%	93.96%
HDMF	95.84%	93.81%

National Report



2022 LABOR INSPECTION REPORT

MIMAROPA : From 01 January 2022 to 31 July 2022

National Report



2,232
Establishment
Inspected



96.33%
Minimum Wage



81.99%
GLS Initial
Compliance Rate

95.12%
GLS After
Correction
Compliance Rate

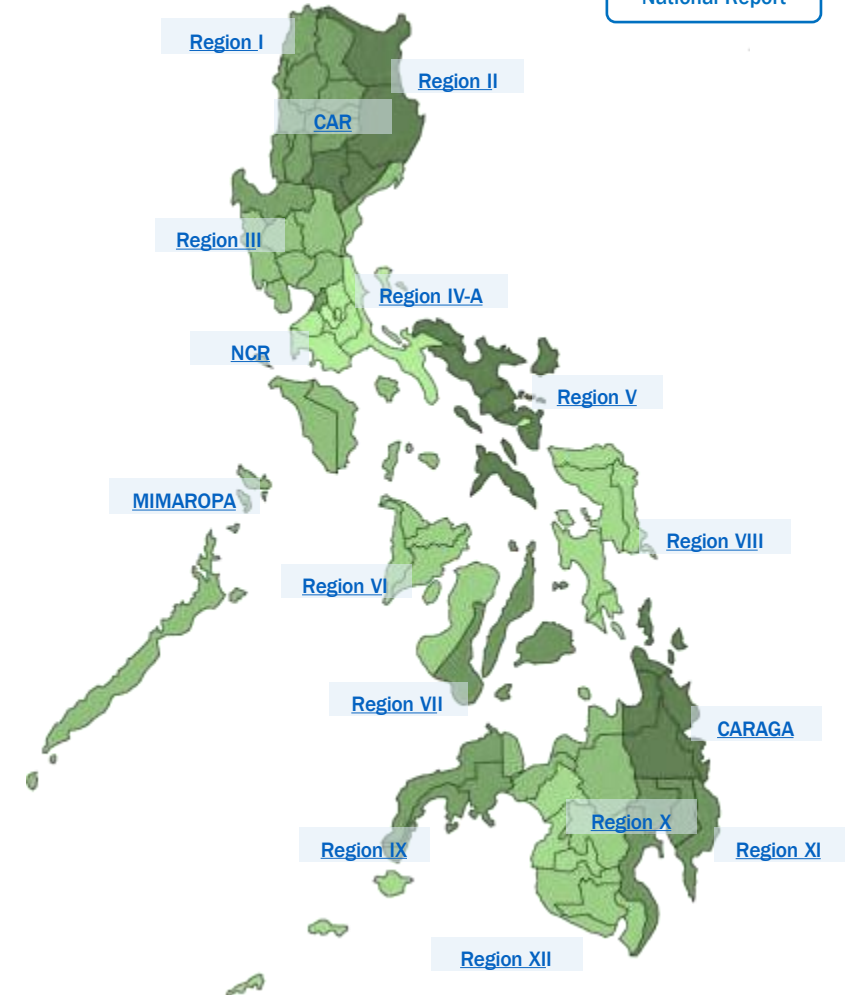


69.40%
OSH Initial
Compliance Rate

90.05%
OSH After
Correction
Compliance Rate

SOCIAL WELFARE BENEFITS COMPLIANCE RATES

Benefits	Coverage	Remittance
SSS	95.61%	97.94%
PHILHEALTH	95.47%	97.76%
HDMF	94.53%	97.72%



2022 LABOR INSPECTION REPORT

Region V : From 01 January 2022 to 31 July 2022

[National Report](#)



1,855
Establishment
Inspected



92.35%
Minimum Wage



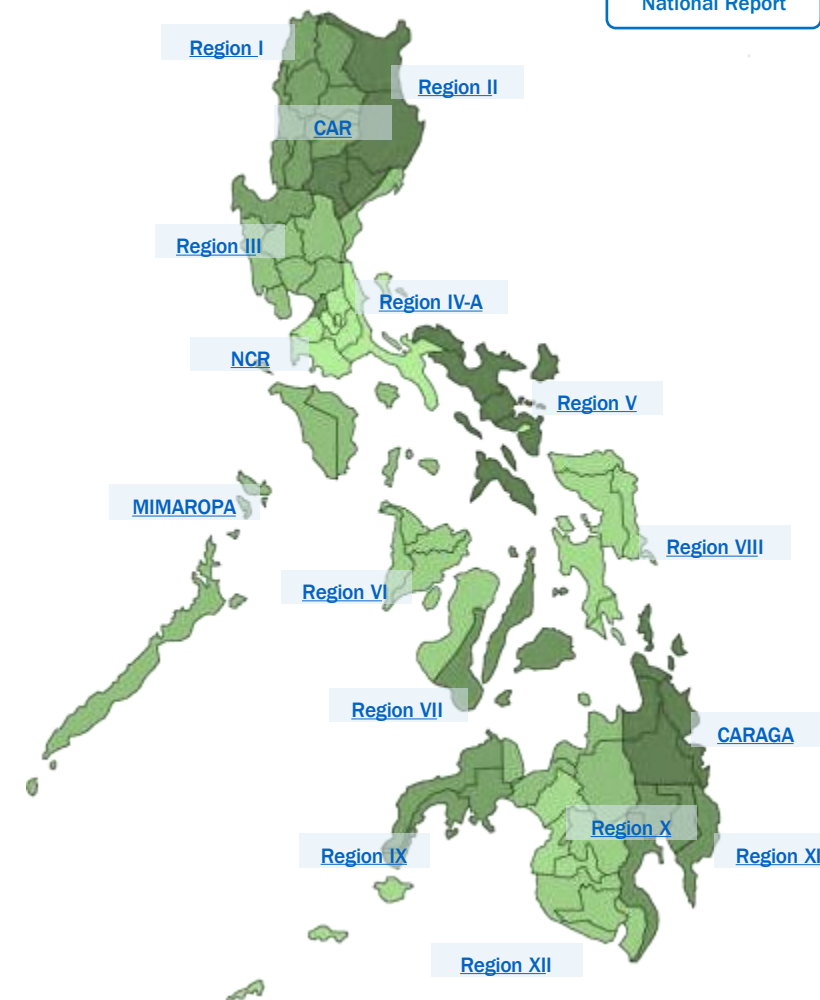
58.98%
GLS Initial
Compliance Rate

70.03%
GLS After
Correction
Compliance Rate



38.17%
OSH Initial
Compliance Rate

53.48%
OSH After
Correction
Compliance Rate



SOCIAL WELFARE BENEFITS COMPLIANCE RATES

Benefits	Coverage	Remittance
SSS	87.98%	89.16%
PHILHEALTH	86.09%	87.49%
HDMF	84.69%	86.58%

2022 LABOR INSPECTION REPORT

Region VI : From 01 January 2022 to 31 July 2022



2,538
Establishment
Inspected



95.86%
Minimum Wage



89.76%
GLS Initial
Compliance Rate

93.97%
GLS After
Correction
Compliance Rate



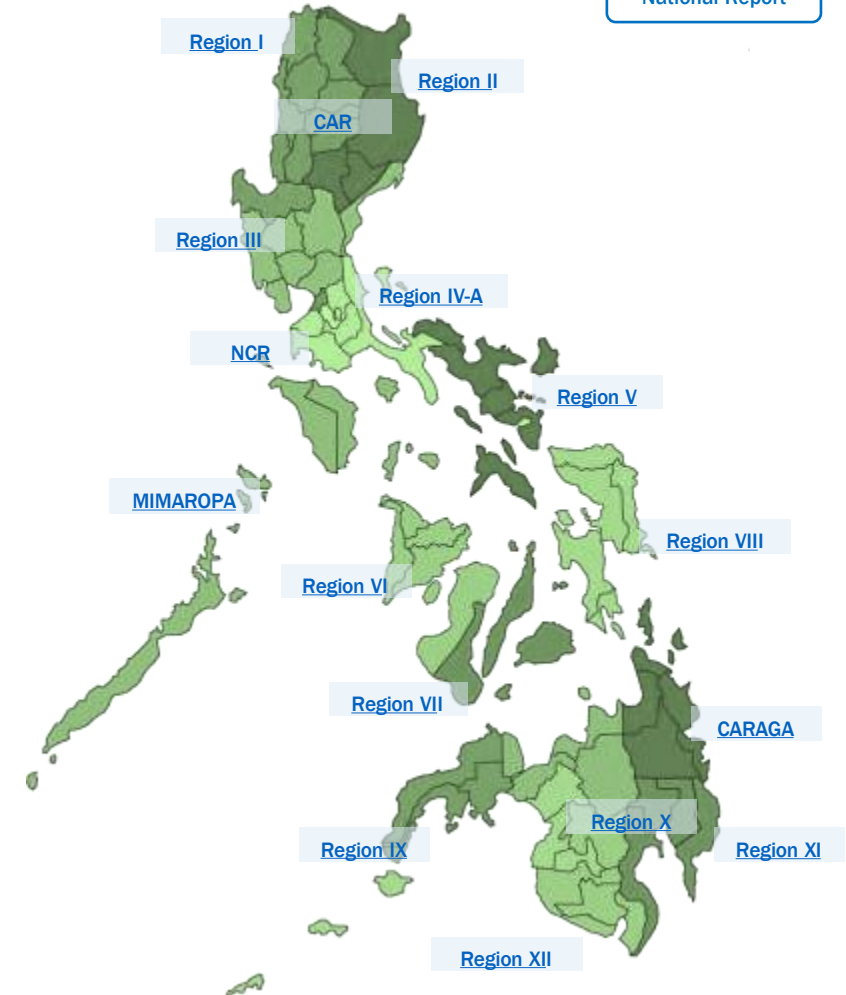
66.43%
OSH Initial
Compliance Rate

82.94%
OSH After
Correction
Compliance Rate

SOCIAL WELFARE BENEFITS COMPLIANCE RATES

Benefits	Coverage	Remittance
SSS	97.52%	97.64%
PHILHEALTH	97.32%	97.48%
HDMF	96.93%	97.44%

National Report



2022 LABOR INSPECTION REPORT

Region VII : From 01 January 2022 to 31 July 2022



3,724
Establishment
Inspected



94.36%
Minimum Wage



85.63%
GLS Initial
Compliance Rate

91.35%
GLS After
Correction
Compliance Rate



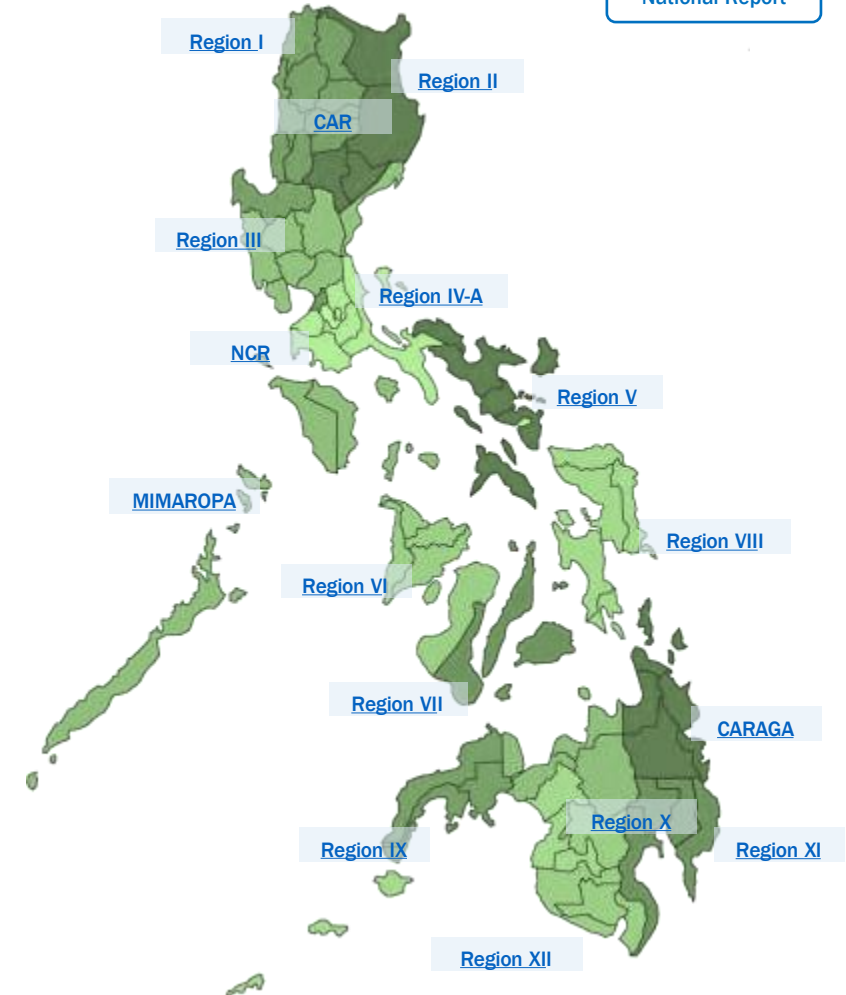
72.21%
OSH Initial
Compliance Rate

84.13%
OSH After
Correction
Compliance Rate

SOCIAL WELFARE BENEFITS COMPLIANCE RATES

Benefits	Coverage	Remittance
SSS	94.17%	94.47%
PHILHEALTH	94.09%	94.44%
HDMF	93.74%	94.28%

National Report



2022 LABOR INSPECTION REPORT

Region VIII : From 01 January 2022 to 31 July 2022



1,091
Establishment
Inspected



91.84%
Minimum Wage



66.91%
GLS Initial
Compliance Rate

81.21%
GLS After
Correction
Compliance Rate



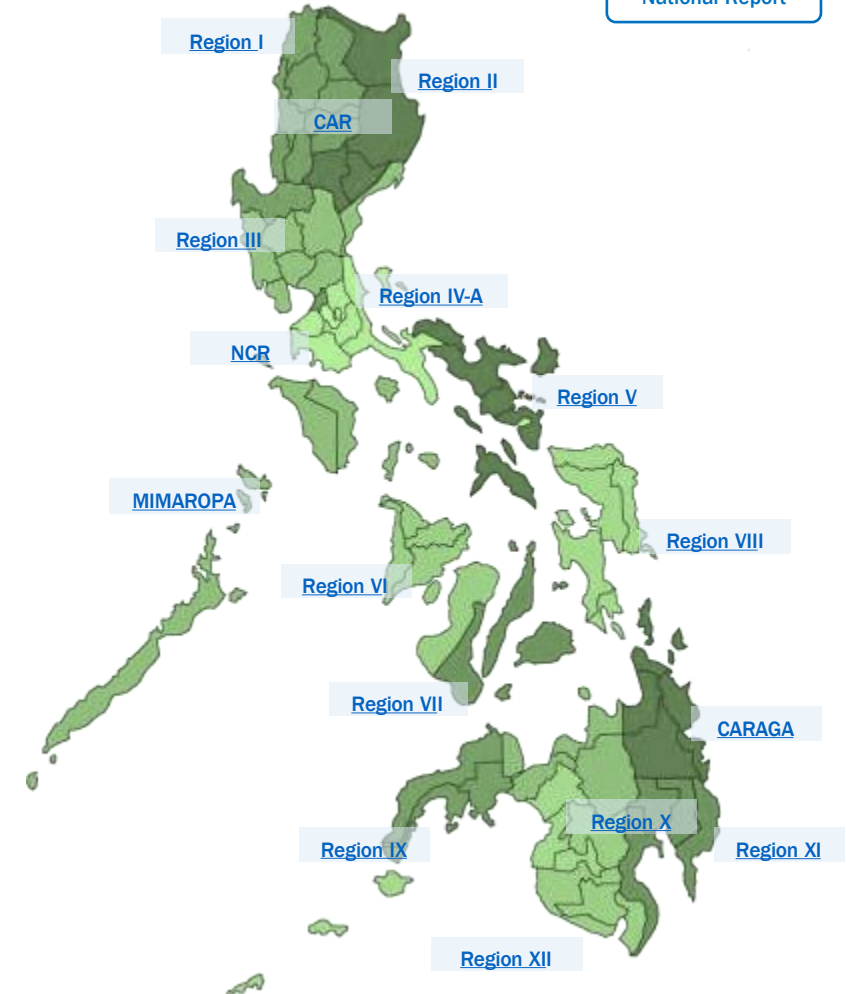
48.67%
OSH Initial
Compliance Rate

66.54%
OSH After
Correction
Compliance Rate

SOCIAL WELFARE BENEFITS COMPLIANCE RATES

Benefits	Coverage	Remittance
SSS	89.55%	89.73%
PHILHEALTH	89.00%	89.37%
HDMF	87.44%	88.45%

National Report



2022 LABOR INSPECTION REPORT

Region IX : From 01 January 2022 to 31 July 2022

National Report



1,269
Establishment
Inspected



90.15%
Minimum Wage



75.65%
GLS Initial
Compliance Rate

83.29%
GLS After
Correction
Compliance Rate

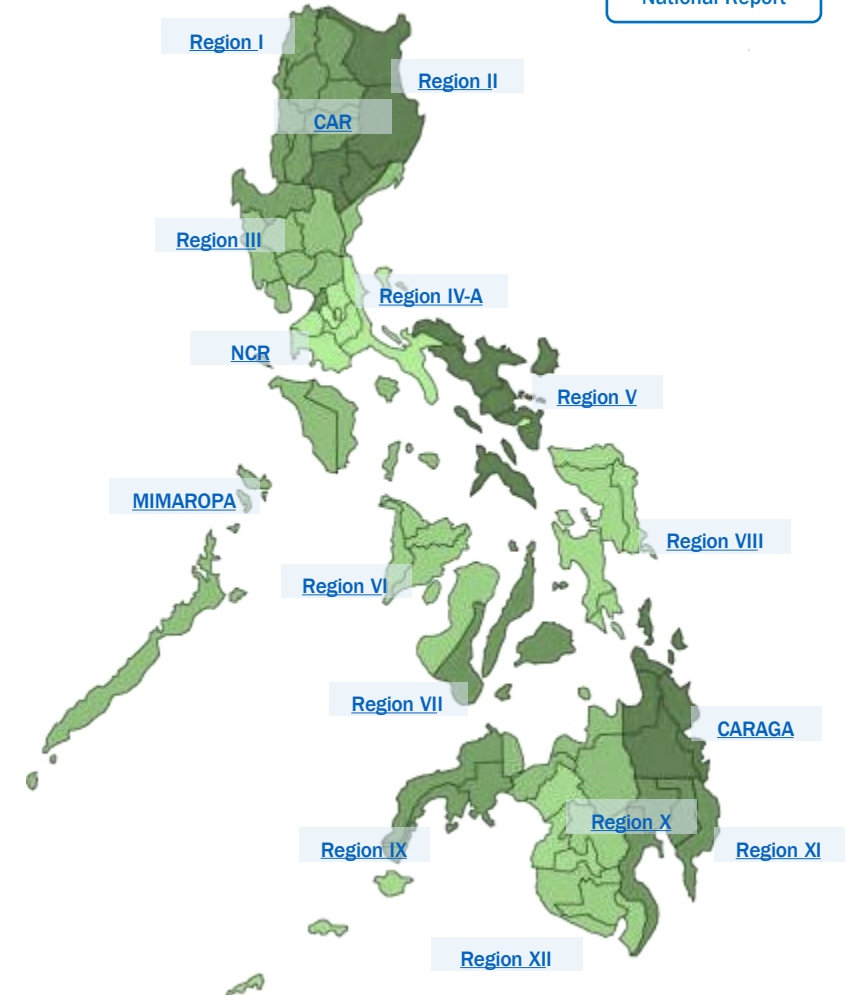


52.48%
OSH Initial
Compliance Rate

63.44%
OSH After
Correction
Compliance Rate

SOCIAL WELFARE BENEFITS COMPLIANCE RATES

Benefits	Coverage	Remittance
SSS	87.39%	91.65%
PHILHEALTH	87.31%	91.88%
HDMF	85.74%	90.39%



2022 LABOR INSPECTION REPORT

Region X : From 01 January 2022 to 31 July 2022

[National Report](#)



3,289
Establishment Inspected



94.92%
Minimum Wage



90.09%
GLS Initial Compliance Rate

93.71%
GLS After Correction Compliance Rate

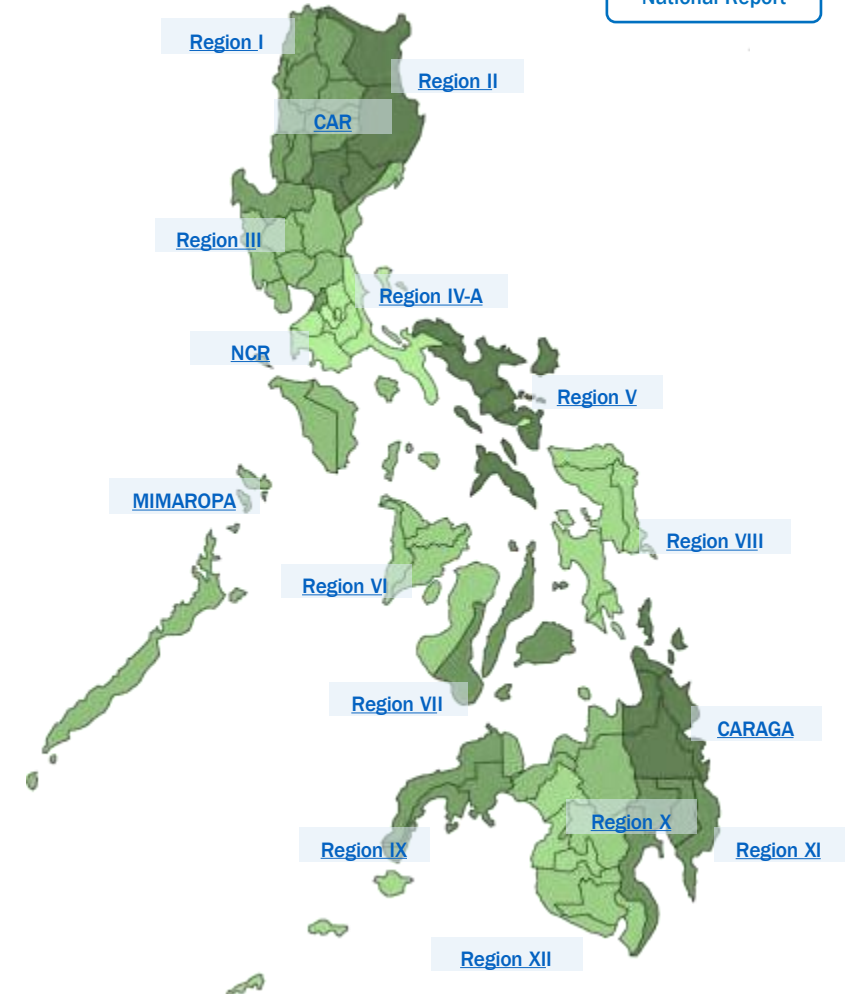


85.35%
OSH Initial Compliance Rate

89.84%
OSH After Correction Compliance Rate

SOCIAL WELFARE BENEFITS COMPLIANCE RATES

Benefits	Coverage	Remittance
SSS	97.42%	98.02%
PHILHEALTH	97.45%	98.08%
HDMF	97.29%	97.96%



2022 LABOR INSPECTION REPORT

Region XI : From 01 January 2022 to 31 July 2022



2,698
Establishment
Inspected



92.70%
Minimum Wage



87.06%
GLS Initial
Compliance Rate

92.77%
GLS After
Correction
Compliance Rate



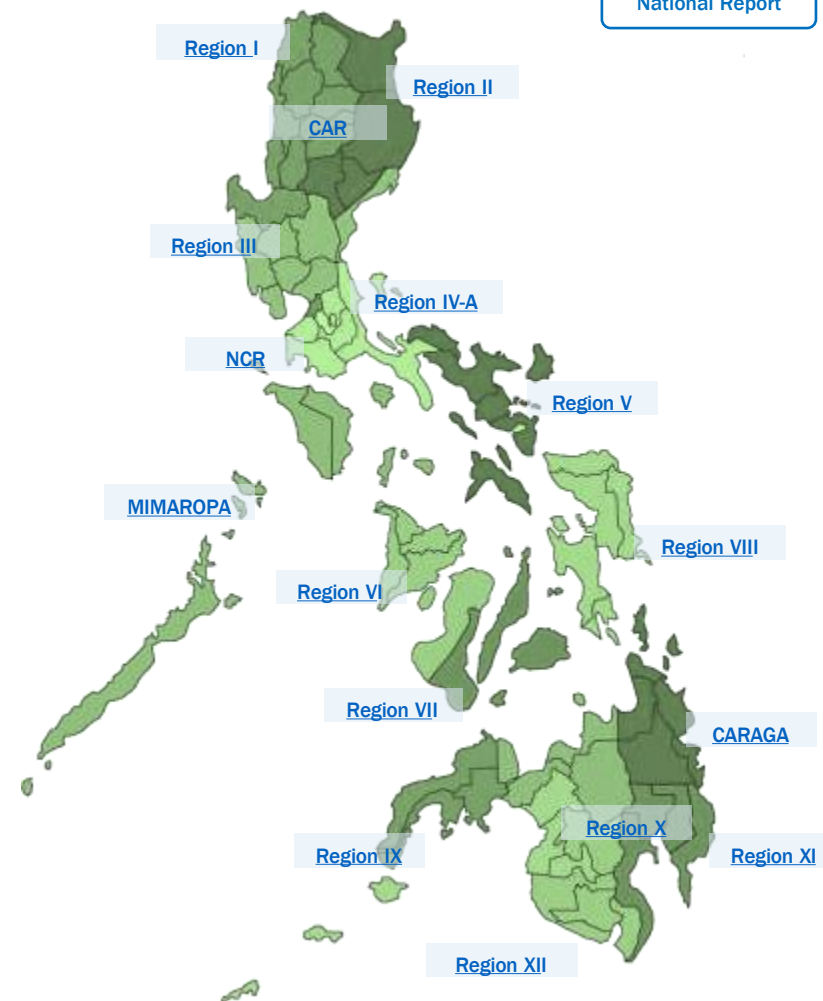
63.42%
OSH Initial
Compliance Rate

83.25%
OSH After
Correction
Compliance Rate

SOCIAL WELFARE BENEFITS COMPLIANCE RATES

Benefits	Coverage	Remittance
SSS	97.22%	98.33%
PHILHEALTH	97.22%	98.37%
HDMF	97.85%	98.63%

National Report



2022 LABOR INSPECTION REPORT

Region XII : From 01 January 2022 to 31 July 2022

[National Report](#)



1,529
Establishment Inspected



91.37%
Minimum Wage



82.54%
GLS Initial Compliance Rate

90.39%
GLS After Correction Compliance Rate

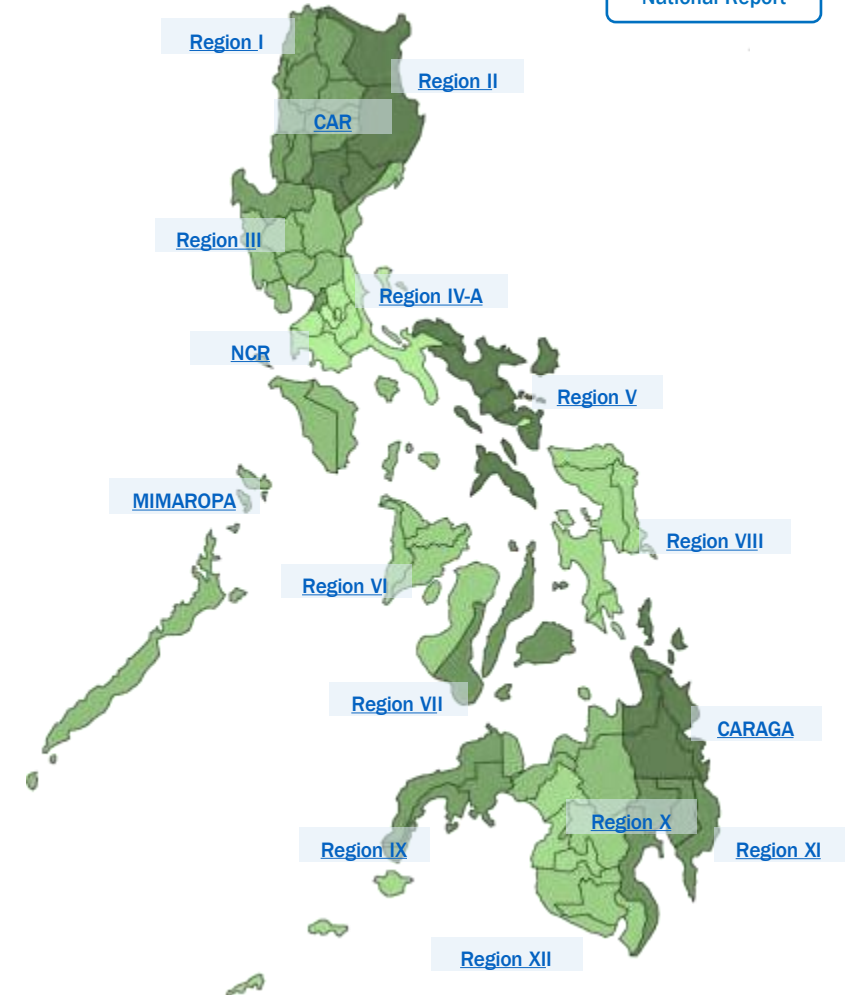


70.24%
OSH Initial Compliance Rate

81.62%
OSH After Correction Compliance Rate

SOCIAL WELFARE BENEFITS COMPLIANCE RATES

Benefits	Coverage	Remittance
SSS	94.77%	93.66%
PHILHEALTH	95.03%	93.98%
HDMF	93.92%	92.94%



2022 LABOR INSPECTION REPORT

CARAGA : From 01 January 2022 to 31 July 2022



977
Establishment
Inspected



90.79%
Minimum Wage



66.12%
GLS Initial
Compliance Rate

79.73%
GLS After
Correction
Compliance Rate



45.24%
OSH Initial
Compliance Rate

63.46%
OSH After
Correction
Compliance Rate

SOCIAL WELFARE BENEFITS COMPLIANCE RATES

Benefits	Coverage	Remittance
SSS	91.20%	95.80%
PHILHEALTH	90.89%	96.11%
HDMF	89.87%	95.91%

National Report

