

2022 LABOR INSPECTION REPORT

Philippines: From 01 January 2022 to 31 August 2022

National Report



62,436
Establishment
Inspected



95.02%
Minimum Wage



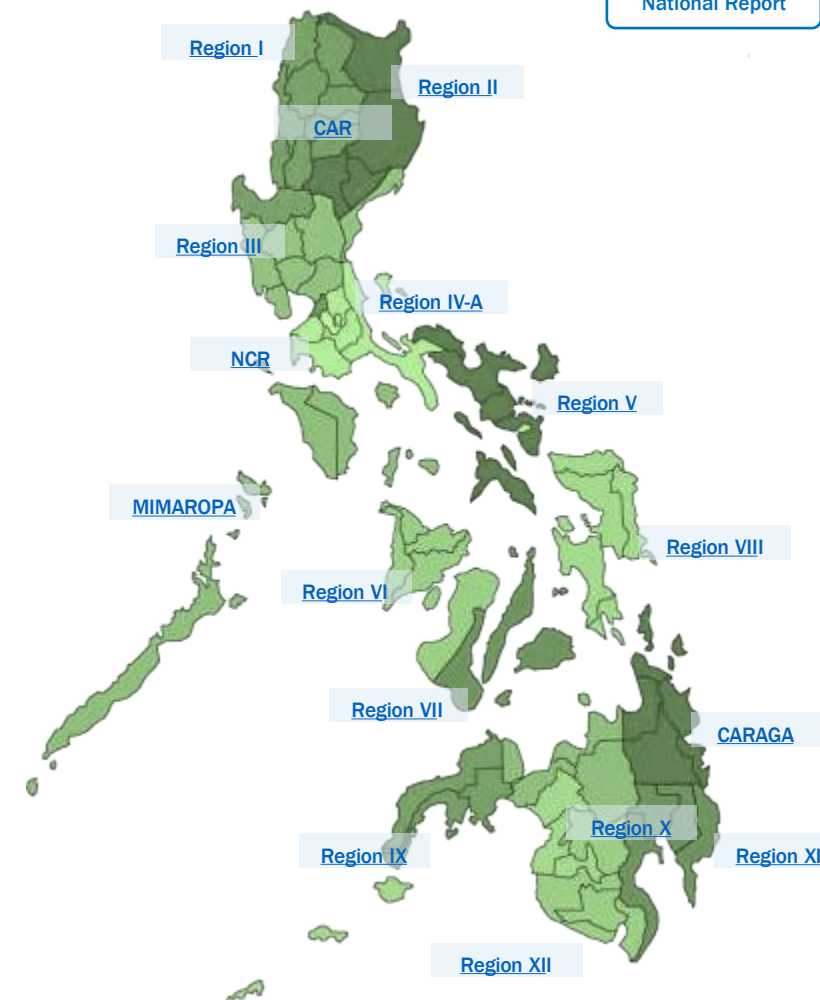
79.07
GLS Initial
Compliance Rate

87.12
GLS After
Correction
Compliance Rate



54.18
OSH Initial
Compliance Rate

69.12
OSH After
Correction
Compliance Rate



SOCIAL WELFARE BENEFITS COMPLIANCE RATES

Benefits	Coverage	Remittance
SSS	93.81%	94.43%
PHILHEALTH	93.52%	94.30%
HDMF	92.98%	94.11%

2022 LABOR INSPECTION REPORT

National Capital Region: From 01 January 2022 to 31 August 2022



21,455
Establishment
Inspected



96.65%
Minimum Wage



79.28
GLS Initial
Compliance Rate

84.05
GLS After
Correction
Compliance Rate



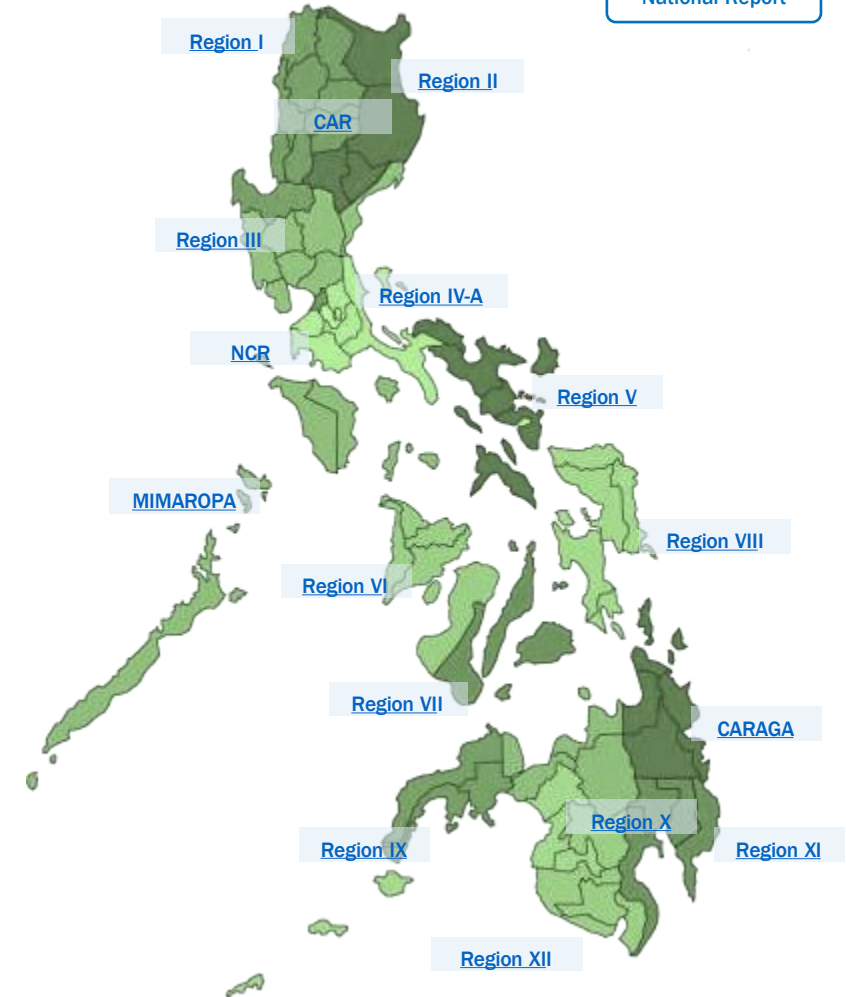
37.12
OSH Initial
Compliance Rate

52.53
OSH After
Correction
Compliance Rate

SOCIAL WELFARE BENEFITS COMPLIANCE RATES

Benefits	Coverage	Remittance
SSS	93.27%	93.17%
PHILHEALTH	93.02%	93.14%
HDMF	92.76%	93.25%

National Report



2022 LABOR INSPECTION REPORT

Cordillera Administrative Region: From 01 January 2022 to 31 August 2022

[National Report](#)



1,429
Establishment
Inspected



96.64%
Minimum Wage



80.13
GLS Initial
Compliance Rate

93.77
GLS After
Correction
Compliance Rate

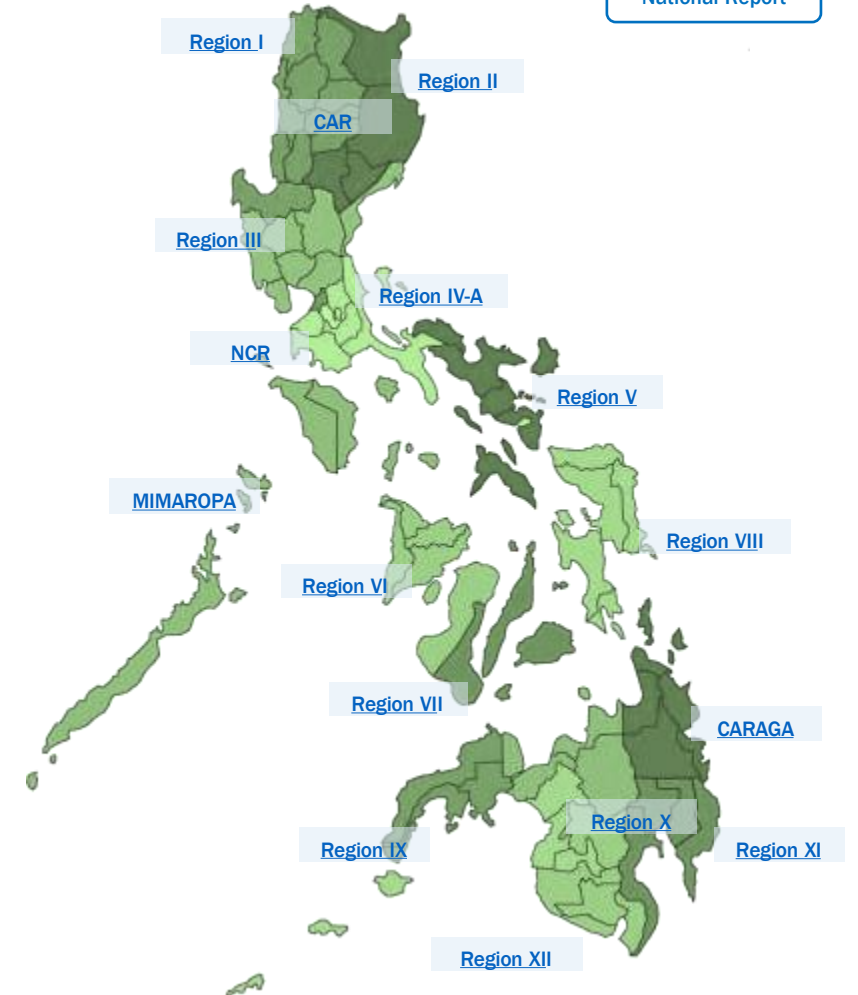


61.09
OSH Initial
Compliance Rate

85.58
OSH After
Correction
Compliance Rate

SOCIAL WELFARE BENEFITS COMPLIANCE RATES

Benefits	Coverage	Remittance
SSS	92.37%	94.12%
PHILHEALTH	92.02%	94.40%
HDMF	91.32%	94.19%



2022 LABOR INSPECTION REPORT

Region I : From 01 January 2022 to 31 August 2022



2,035
Establishment
Inspected



95.09%
Minimum Wage



83.88
GLS Initial
Compliance Rate

85.95
GLS After
Correction
Compliance Rate



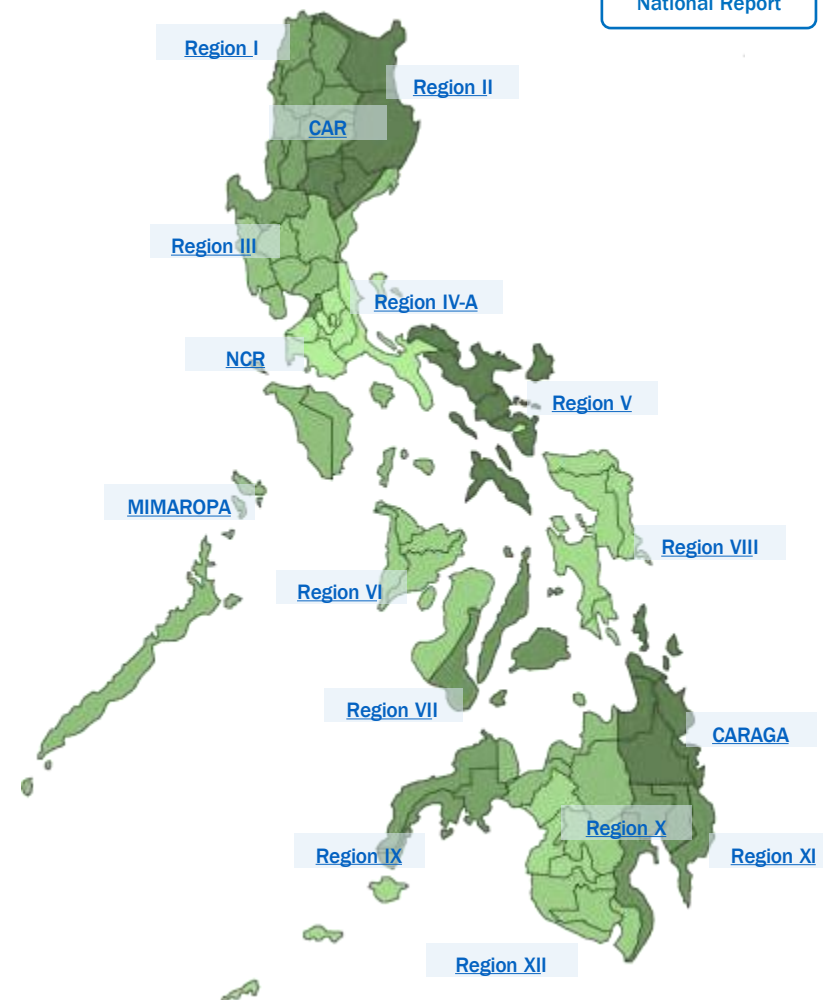
45.95
OSH Initial
Compliance Rate

66.93
OSH After
Correction
Compliance Rate

SOCIAL WELFARE BENEFITS COMPLIANCE RATES

Benefits	Coverage	Remittance
SSS	95.72%	97.35%
PHILHEALTH	95.77%	97.35%
HDMF	94.25%	96.95%

National Report



2022 LABOR INSPECTION REPORT

Region II : From 01 January 2022 to 31 August 2022

National Report



2,397
Establishment Inspected



85.90%
Minimum Wage



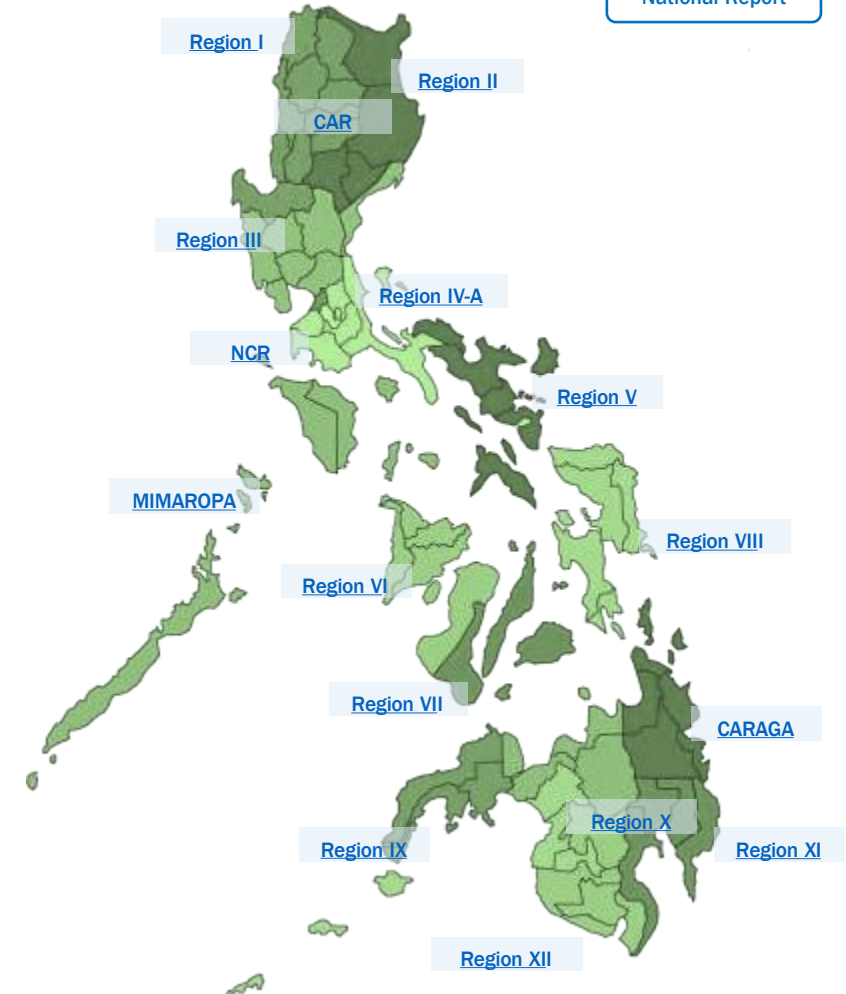
39.22
GLS Initial Compliance Rate

72.55
GLS After Correction Compliance Rate



30.41
OSH Initial Compliance Rate

55.03
OSH After Correction Compliance Rate



SOCIAL WELFARE BENEFITS COMPLIANCE RATES

Benefits	Coverage	Remittance
SSS	86.48%	93.07%
PHILHEALTH	85.90%	92.95%
HDMF	84.31%	92.20%

2022 LABOR INSPECTION REPORT

Region III : From 01 January 2022 to 31 August 2022

[National Report](#)



5,676
Establishment
Inspected



97.09%
Minimum Wage



85.68
GLS Initial
Compliance Rate

92.27
GLS After
Correction
Compliance Rate

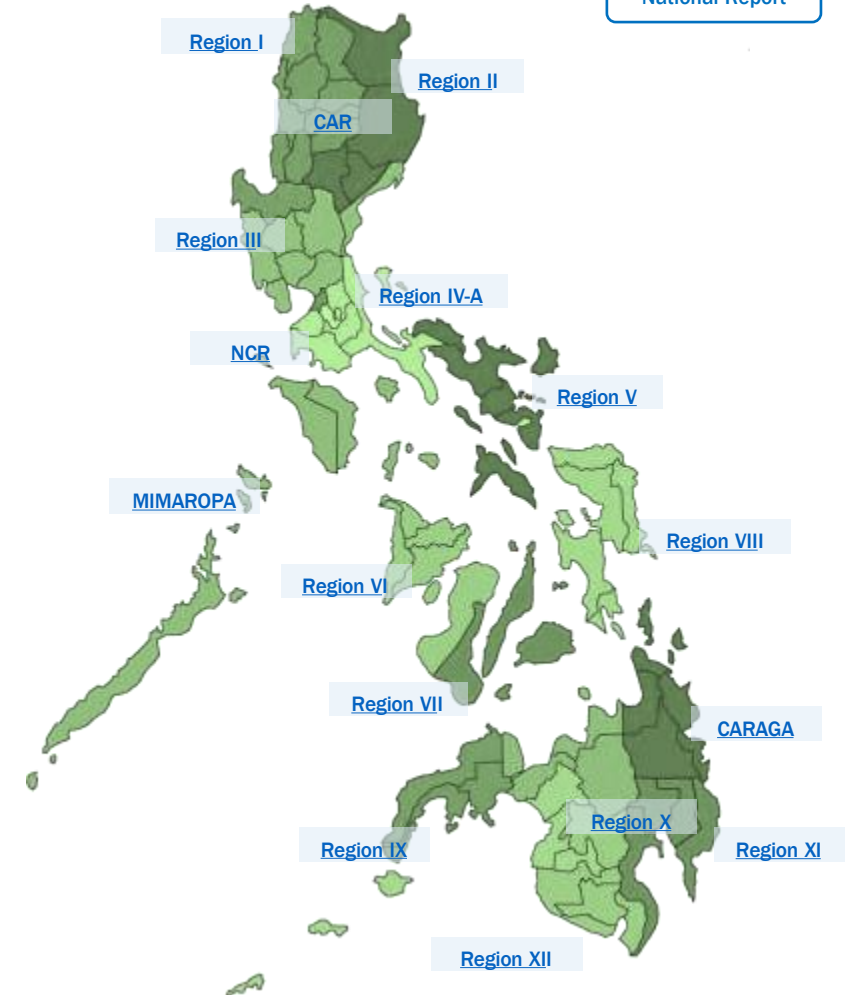


74.22
OSH Initial
Compliance Rate

82.15
OSH After
Correction
Compliance Rate

SOCIAL WELFARE BENEFITS COMPLIANCE RATES

Benefits	Coverage	Remittance
SSS	94.36%	95.58%
PHILHEALTH	93.52%	94.86%
HDMF	92.78%	94.34%



2022 LABOR INSPECTION REPORT

Region IV-A : From 01 January 2022 to 31 August 2022

[National Report](#)



5,785
Establishment
Inspected



97.27%
Minimum Wage



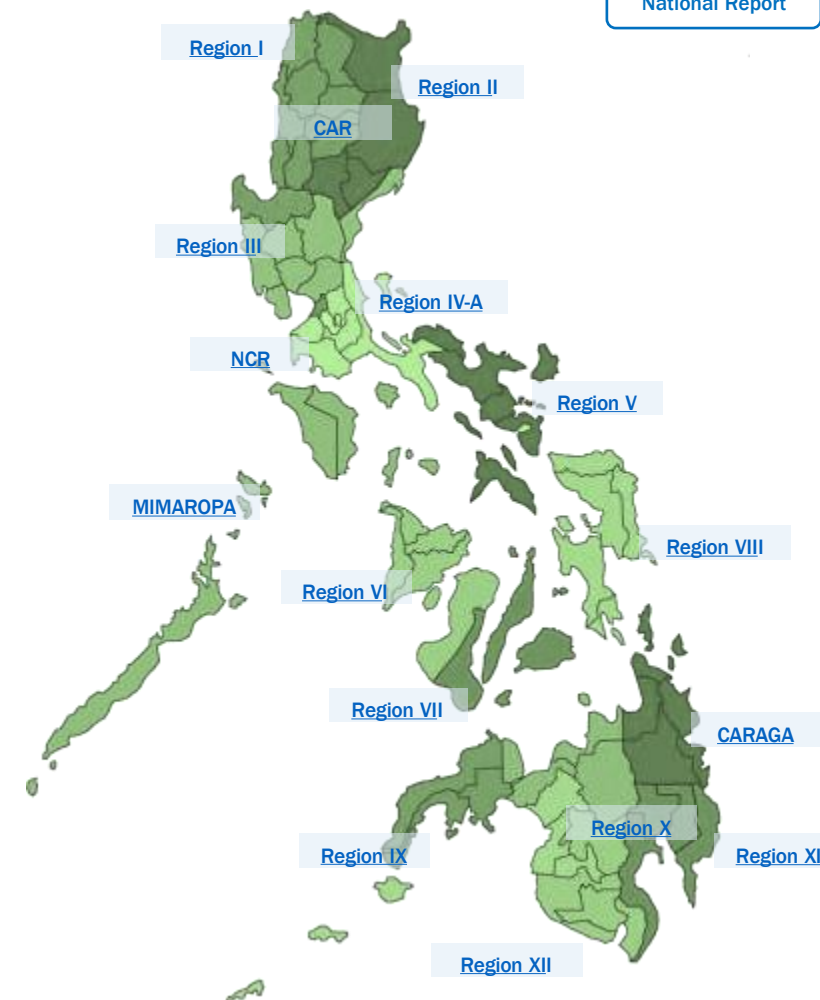
77.55
GLS Initial
Compliance Rate

88.07
GLS After
Correction
Compliance Rate



66.57
OSH Initial
Compliance Rate

75.28
OSH After
Correction
Compliance Rate



SOCIAL WELFARE BENEFITS COMPLIANCE RATES

Benefits	Coverage	Remittance
SSS	96.28%	94.04%
PHILHEALTH	96.18%	94.07%
HDMF	96.01%	93.92%

2022 LABOR INSPECTION REPORT

MIMAROPA : From 01 January 2022 to 31 August 2022

National Report



2,237
Establishment
Inspected



96.20%
Minimum Wage



81.90
GLS Initial
Compliance Rate

96.60
GLS After
Correction
Compliance Rate

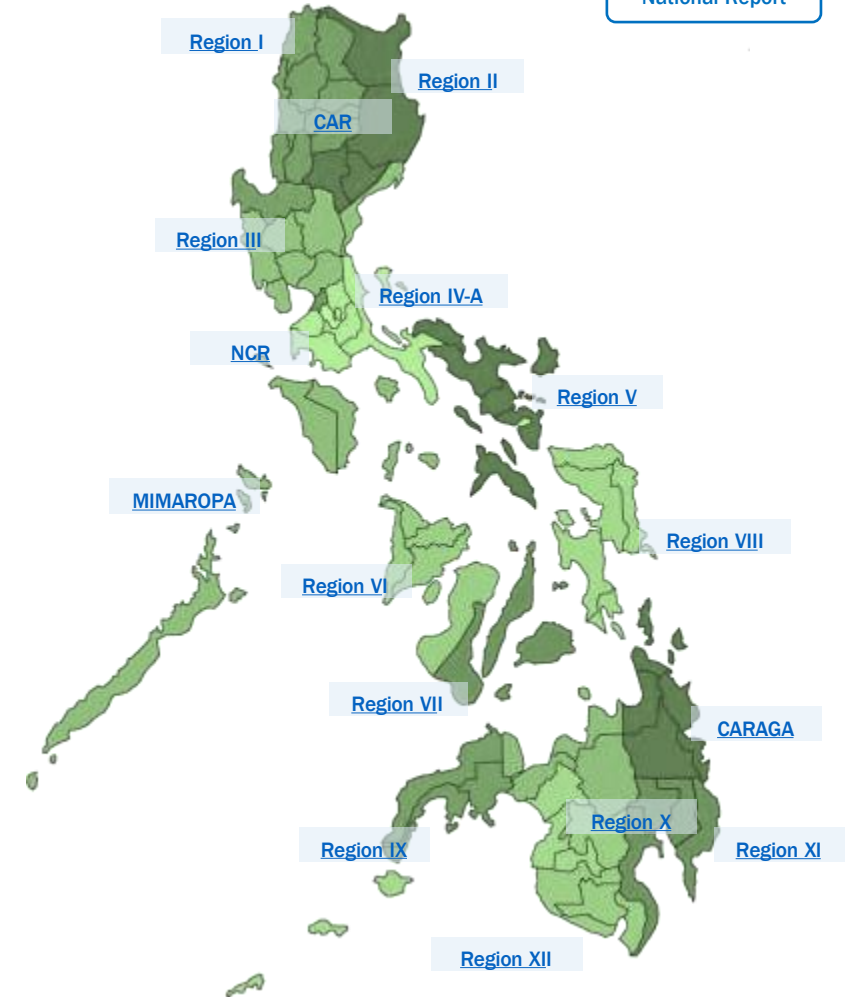


69.29
OSH Initial
Compliance Rate

93.21
OSH After
Correction
Compliance Rate

SOCIAL WELFARE BENEFITS COMPLIANCE RATES

Benefits	Coverage	Remittance
SSS	95.49%	97.94%
PHILHEALTH	95.35%	97.76%
HDMF	94.41%	97.72%



2022 LABOR INSPECTION REPORT

Region V : From 01 January 2022 to 31 August 2022

[National Report](#)



2,189
Establishment
Inspected



92.28%
Minimum Wage



60.85
GLS Initial
Compliance Rate

74.10
GLS After
Correction
Compliance Rate

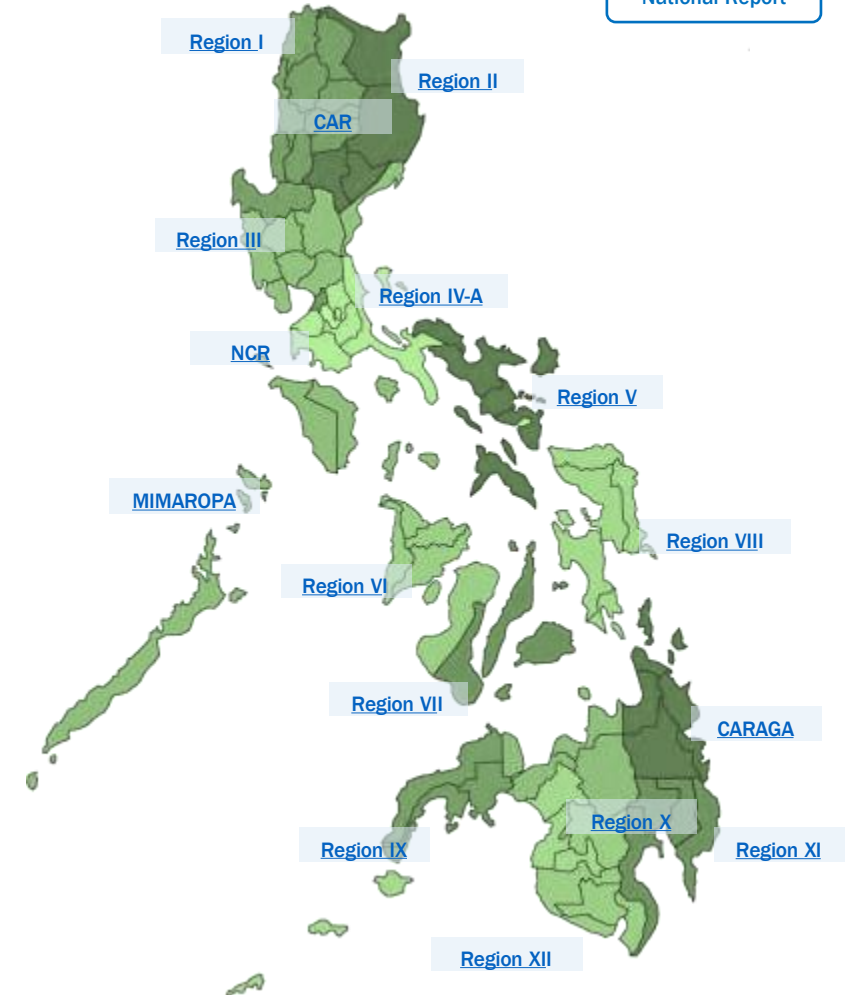


38.05
OSH Initial
Compliance Rate

56.01
OSH After
Correction
Compliance Rate

SOCIAL WELFARE BENEFITS COMPLIANCE RATES

Benefits	Coverage	Remittance
SSS	88.35%	89.72%
PHILHEALTH	86.48%	88.08%
HDMF	85.11%	87.21%



2022 LABOR INSPECTION REPORT

Region VI : From 01 January 2022 to 31 August 2022



3,104
Establishment
Inspected



94.88%
Minimum Wage



89.08
GLS Initial
Compliance Rate

93.85
GLS After
Correction
Compliance Rate



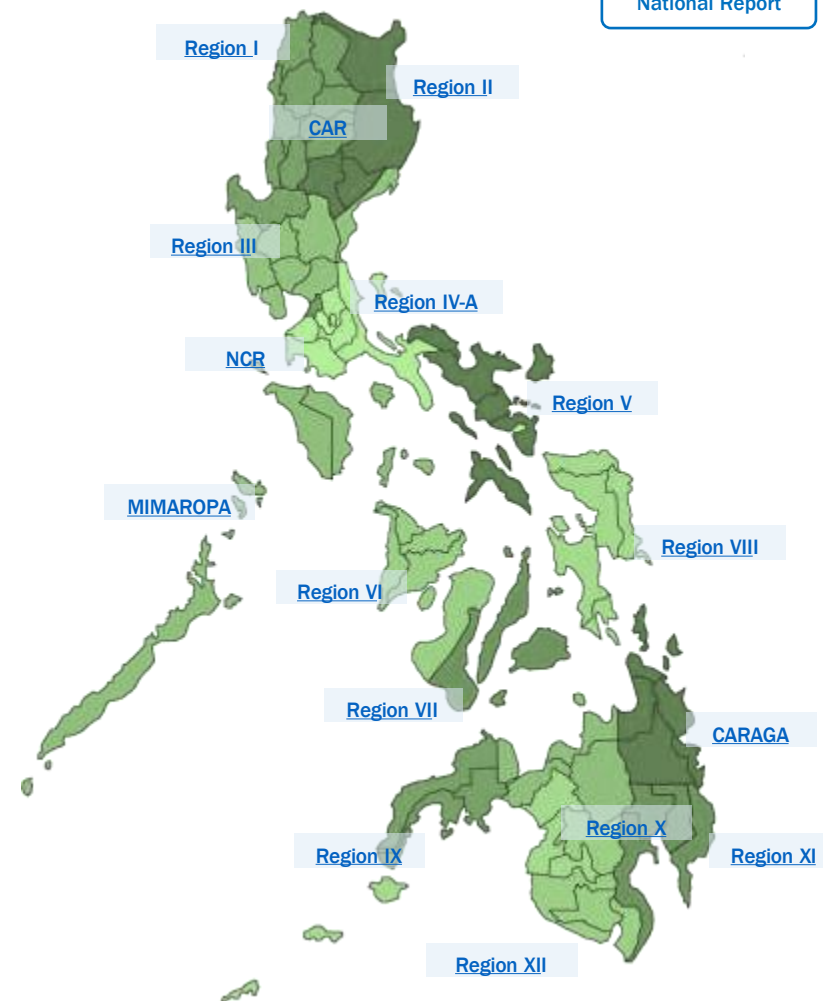
66.72
OSH Initial
Compliance Rate

84.70
OSH After
Correction
Compliance Rate

SOCIAL WELFARE BENEFITS COMPLIANCE RATES

Benefits	Coverage	Remittance
SSS	97.42%	97.62%
PHILHEALTH	97.26%	97.45%
HDMF	96.81%	97.33%

National Report



2022 LABOR INSPECTION REPORT

Region VII : From 01 January 2022 to 31 August 2022

[National Report](#)



4,117
Establishment
Inspected



94.12%
Minimum Wage



85.30
GLS Initial
Compliance Rate

91.50
GLS After
Correction
Compliance Rate

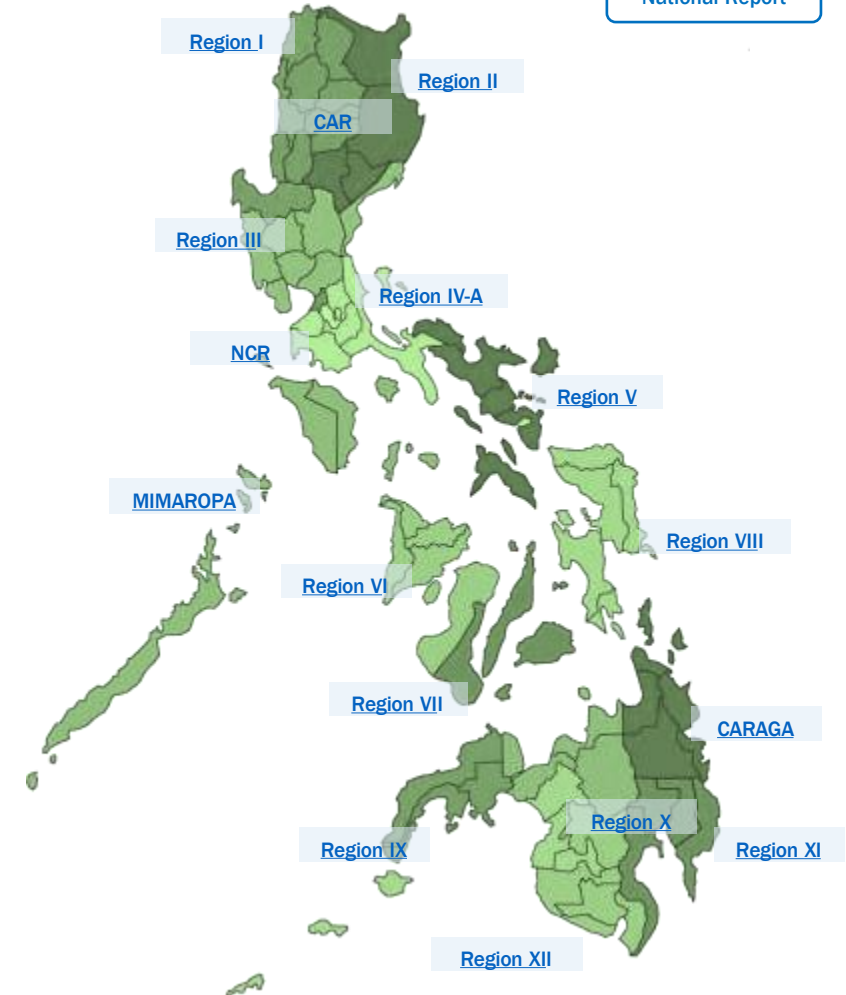


70.76
OSH Initial
Compliance Rate

83.02
OSH After
Correction
Compliance Rate

SOCIAL WELFARE BENEFITS COMPLIANCE RATES

Benefits	Coverage	Remittance
SSS	94.34%	94.61%
PHILHEALTH	94.24%	94.56%
HDMF	93.93%	94.41%



2022 LABOR INSPECTION REPORT

Region VIII : From 01 January 2022 to 31 August 2022

[National Report](#)



1,386
Establishment Inspected



91.41%
Minimum Wage



67.17
GLS Initial Compliance Rate

81.17
GLS After Correction Compliance Rate

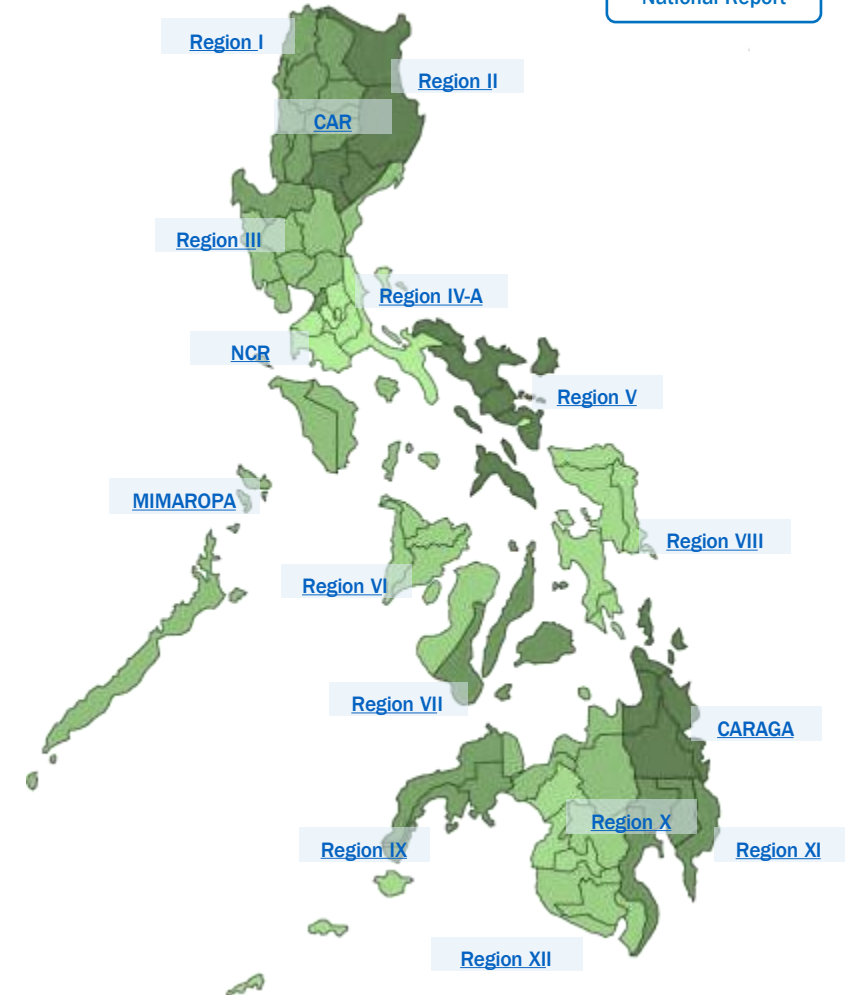


48.77
OSH Initial Compliance Rate

65.80
OSH After Correction Compliance Rate

SOCIAL WELFARE BENEFITS COMPLIANCE RATES

Benefits	Coverage	Remittance
SSS	88.60%	89.11%
PHILHEALTH	88.10%	88.74%
HDMF	86.44%	87.88%



2022 LABOR INSPECTION REPORT

Region IX : From 01 January 2022 to 31 August 2022



1,440
Establishment
Inspected



90.14%
Minimum Wage



75.42
GLS Initial
Compliance Rate

83.33
GLS After
Correction
Compliance Rate



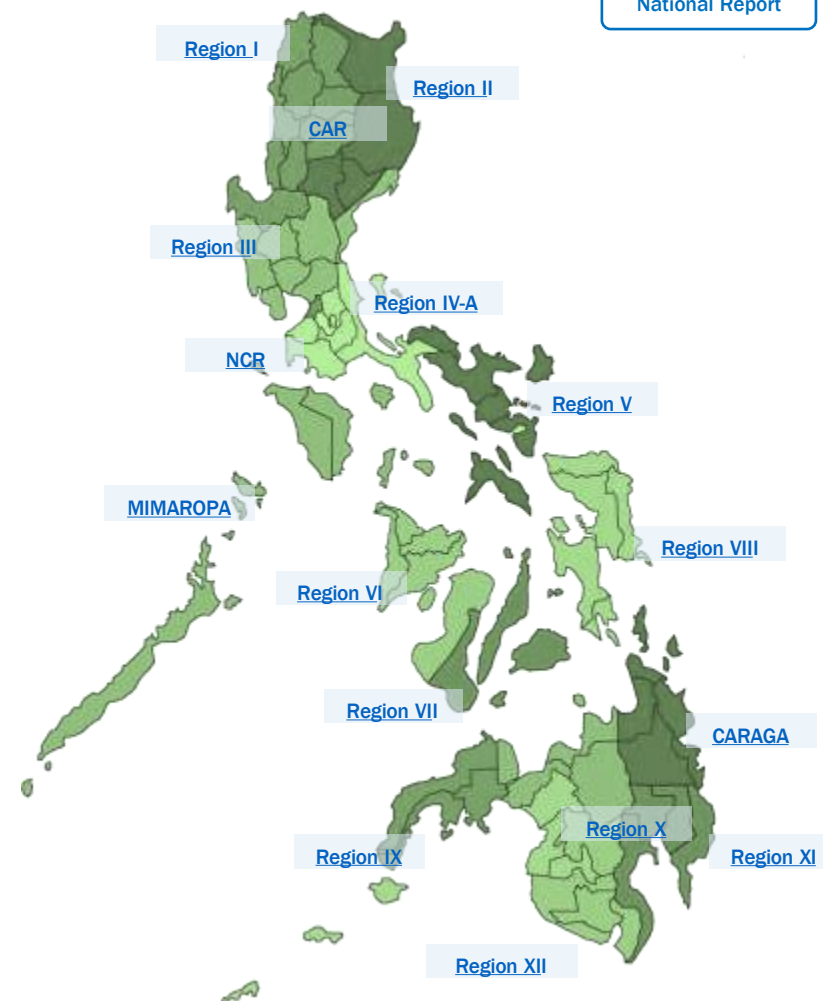
54.44
OSH Initial
Compliance Rate

64.72
OSH After
Correction
Compliance Rate

SOCIAL WELFARE BENEFITS COMPLIANCE RATES

Benefits	Coverage	Remittance
SSS	88.06%	91.94%
PHILHEALTH	88.13%	92.29%
HDMF	86.53%	90.90%

National Report



2022 LABOR INSPECTION REPORT

Region X : From 01 January 2022 to 31 August 2022

[National Report](#)



3,519
Establishment
Inspected



94.26%
Minimum Wage



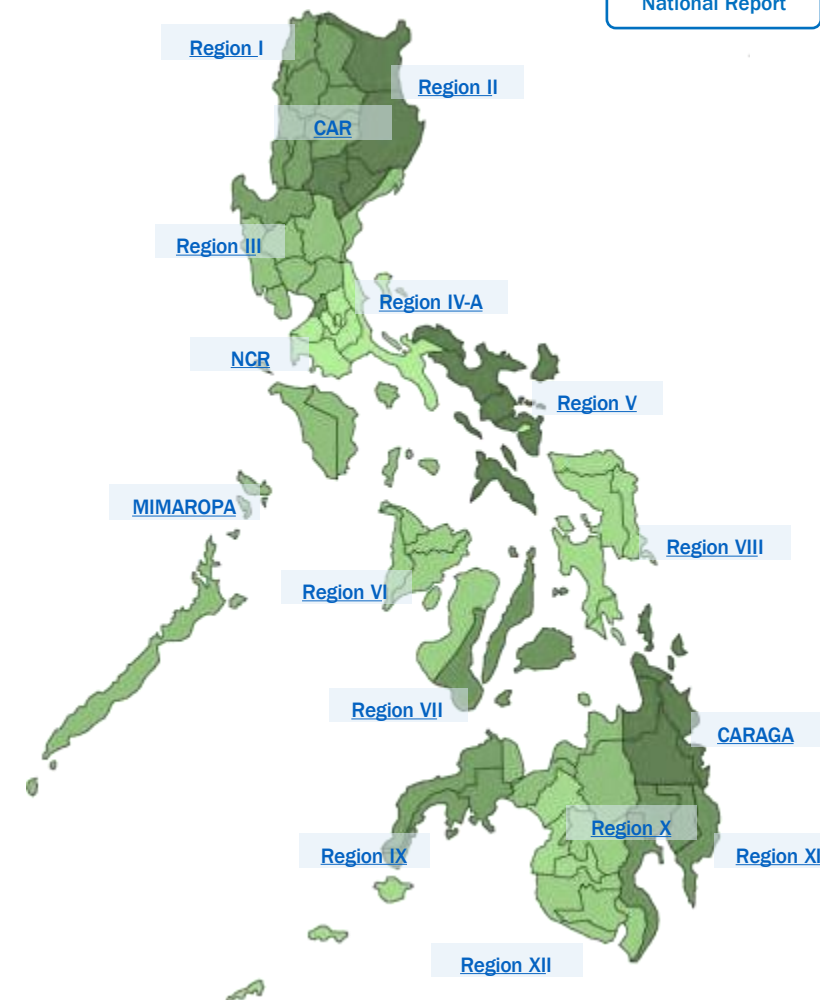
89.37
GLS Initial
Compliance Rate

93.78
GLS After
Correction
Compliance Rate



83.38
OSH Initial
Compliance Rate

89.74
OSH After
Correction
Compliance Rate



SOCIAL WELFARE BENEFITS COMPLIANCE RATES

Benefits	Coverage	Remittance
SSS	97.41%	98.04%
PHILHEALTH	97.39%	98.07%
HDMF	97.22%	97.95%

2022 LABOR INSPECTION REPORT

Region XI : From 01 January 2022 to 31 August 2022

[National Report](#)



2,854
Establishment
Inspected



92.29%
Minimum Wage



86.44
GLS Initial
Compliance Rate

92.82
GLS After
Correction
Compliance Rate

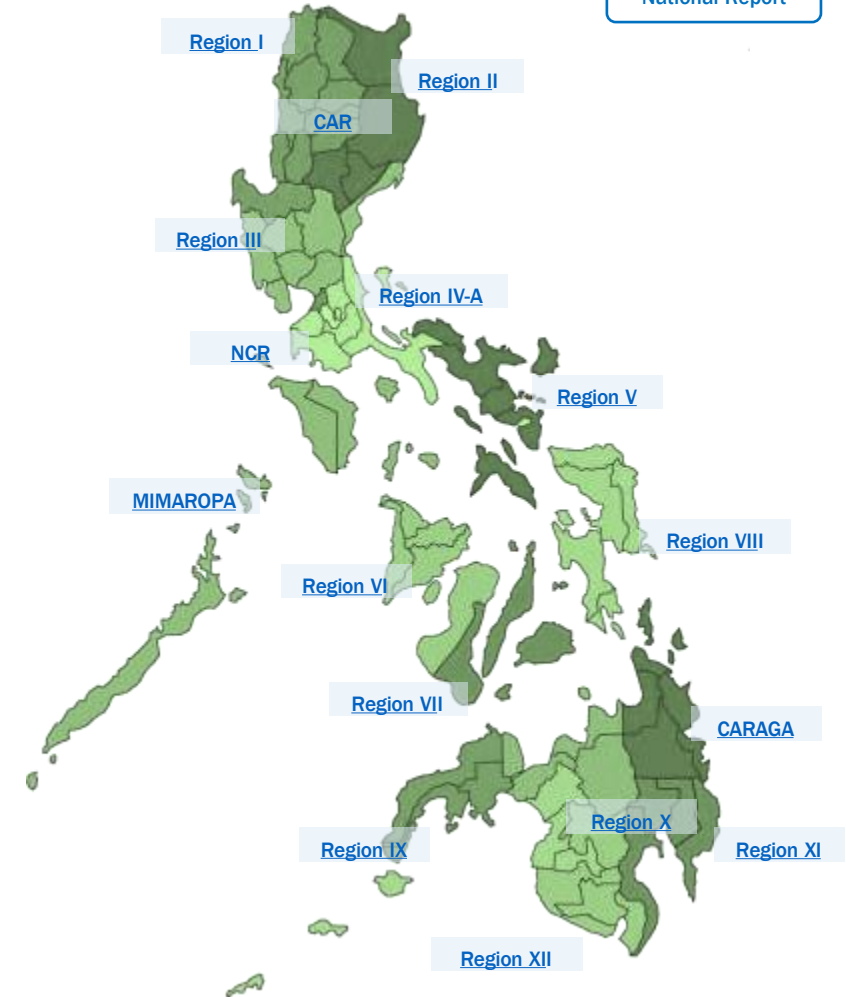


62.33
OSH Initial
Compliance Rate

85.35
OSH After
Correction
Compliance Rate

SOCIAL WELFARE BENEFITS COMPLIANCE RATES

Benefits	Coverage	Remittance
SSS	97.20%	98.21%
PHILHEALTH	97.23%	98.25%
HDMF	97.76%	98.49%



2022 LABOR INSPECTION REPORT

Region XII : From 01 January 2022 to 31 August 2022



1,730
Establishment
Inspected



91.79%
Minimum Wage



83.12
GLS Initial
Compliance Rate

91.50
GLS After
Correction
Compliance Rate



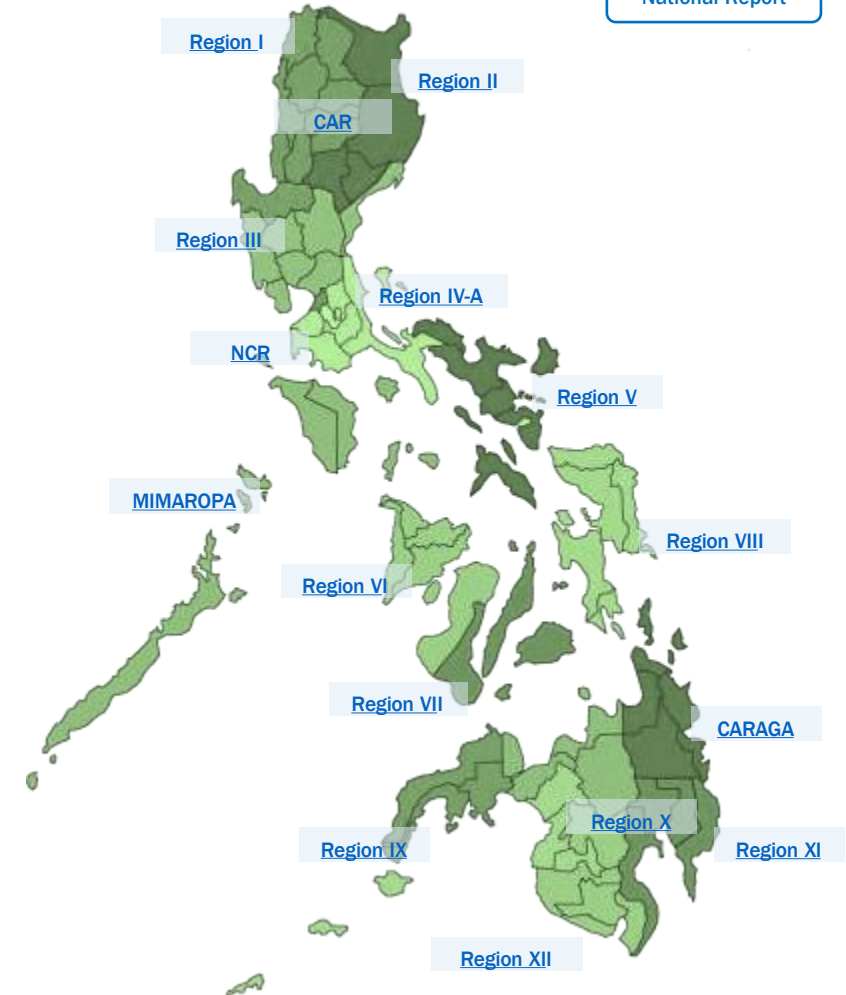
70.69
OSH Initial
Compliance Rate

82.89
OSH After
Correction
Compliance Rate

SOCIAL WELFARE BENEFITS COMPLIANCE RATES

Benefits	Coverage	Remittance
SSS	94.74%	93.93%
PHILHEALTH	94.91%	94.16%
HDMF	93.87%	93.24%

National Report



2022 LABOR INSPECTION REPORT

CARAGA : From 01 January 2022 to 31 August 2022

National Report



1,083
Establishment
Inspected



90.40%
Minimum Wage



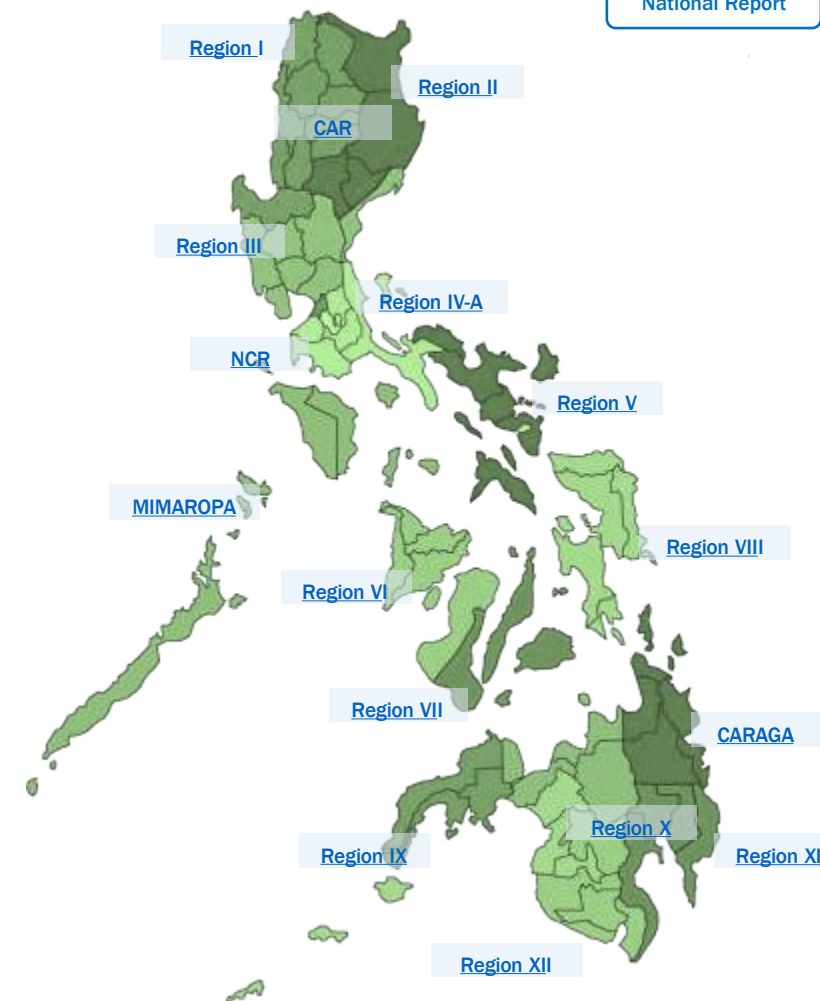
65.56
GLS Initial
Compliance Rate

81.16
GLS After
Correction
Compliance Rate



46.17
OSH Initial
Compliance Rate

67.77
OSH After
Correction
Compliance Rate



SOCIAL WELFARE BENEFITS COMPLIANCE RATES

Benefits	Coverage	Remittance
SSS	90.30%	95.20%
PHILHEALTH	90.12%	95.57%
HDMF	89.10%	95.38%